

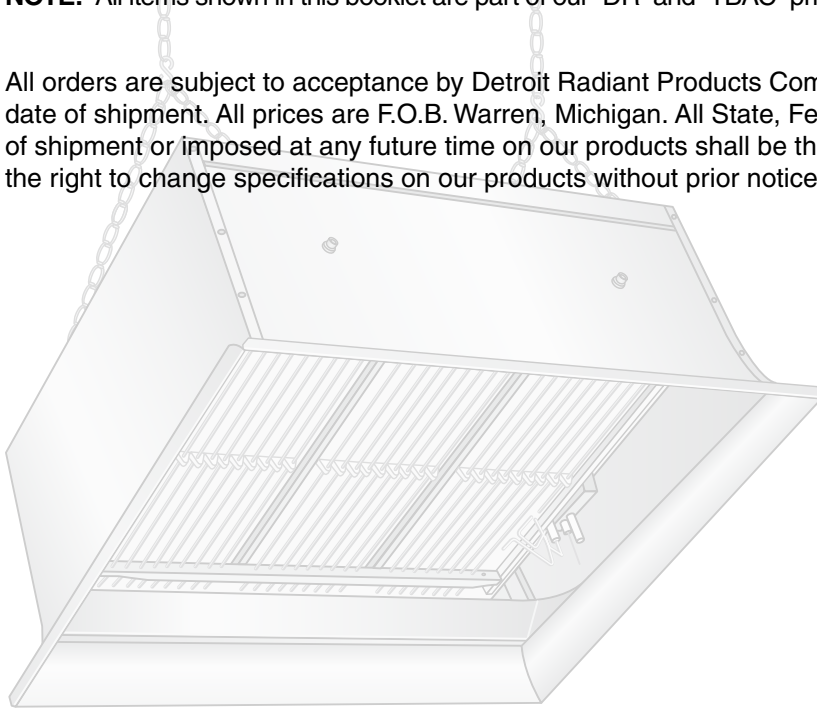
DR Series Packing List

Heaters & Accessories

NOTE: All items shown in this booklet are part of our "DR" and "TBAC" price code categories.

Effective 7-1-13

All orders are subject to acceptance by Detroit Radiant Products Company, Warren, Michigan at prices in effect at date of shipment. All prices are F.O.B. Warren, Michigan. All State, Federal, or Municipal taxes in effect at the time of shipment or imposed at any future time on our products shall be the responsibility of the customer. We reserve the right to change specifications on our products without prior notice to the customer.



Gas-fired, High Intensity, Luminous, Infrared Heater

21400 Hoover Road, Warren, Michigan 48089
Phone: 586-756-0950 • Fax: 586-756-2626
www.detroitradiant.com • orders@drp-co.com

TABLE OF CONTENTS







Heater Models	Page 2	Reflectors & Screens.....	Page 4
Common Accessories & Controls.....	Page 3	Warranty Options.....	Page 4

Replacement parts information is available online at www.detroitradiant.com/parts and in the product manual.

The key symbols below and found within designate the following:

SYMBOL	DESCRIPTION
†	UPS packages are charged dimensional, not physical weight.
<u>Underlined Item</u>	New item from prior accessory guide or heater price sheet.
Part No. in BOLD	An item that has further technical information available, ex.: spec sheet, instructions, etc.
Items in [****]	DRP product coding. For internal use only.

Shipping Weight Notation: Shipping weight is shown for each item. The per item weight will typically be less when packaging multiple items on one order.

Model Number.	BTU/H		Suggested Mounting Heights	Shipping Weight	Shipping Box Dims.	Ship Via	Quantities		
	Natural Gas	LP Gas					Millivolt NMV-2 PMV-2	120V NFS-2 PFS-2	24V NFS-2 PFS-2
 DR 30	30,000	30,000	12' - 14'	25# Truckline or 44# UPS†	L: 27" W: 15" H: 18"	Truckline or UPS†			
 DR 30(S)	30,000	30,000	12' - 14'						
 DR 45	45,000	45,000	12' - 14'	35# Truckline or 60# UPS†	L: 25" W: 22" H: 18"	Truckline or UPS†			
DR 50	50,000	50,000	12' - 14'						
DR 55	55,000	55,000	13' - 15'						
DR 60	60,000	60,000	14' - 16'						
 DR 75	75,000	75,000	15' - 17'	46# Truckline or 81# UPS†	L: 28" W: 25" H: 19"	Truckline or UPS†			
DR 80	80,000	80,000	15' - 17'						
DR 85	85,000	85,000	16' - 18'						
DR 90	90,000	90,000	16' - 18'						
DR 95	95,000	90,000	17' - 20'						
DR 100	100,000	90,000	17' - 20'						
 DR 130	130,000	120,000	21' - 24'	55#	L: 35" W: 25" H: 19"	Truckline Only			
 DR 160	160,000	145,000	24' - 28'	65#	L: 41" W: 25" H: 19"	Truckline Only			

DR SERIES ORDERING INSTRUCTIONS

Model Number Format. DR (BTU) (Gas Type) (Ignition Type) (Voltage). Example: DR 60 NFS-2 120V.

N= Natural Gas, **P=** Propane Gas.

NMV-2/PMV-2= Manual ignition, constant pilot, 100% shutoff, self energizing. Includes RK-130 thermostat and 35' of wire.

Note: Millivolt models are not for use in high wind applications.











NFS-2/PFS-2= Direct spark ignition, 100% shutoff. Specify 24V or 120V.







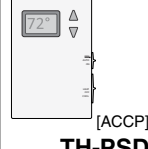


Flexible gas connector and ball valve sold separately. **Note:** Circuit boards are potted on all models.

DR SERIES MODELS

DR 30 NFS-2 120V	DR 55 NMV-2	DR 80 PFS-2 25V	DR 100 NFS-2 120V
DR 30 NFS-2 25V	DR 55 PFS-2 120V	DR 80 PMV-2	DR 100 NFS-2 25V
DR 30 NMV-2	DR 55 PFS-2 25V	DR 85 NFS-2 120V	DR 100 NMV-2
DR 30 PFS-2 120V	DR 55 PMV-2	DR 85 NFS-2 25V	DR 100 PFS-2 120V
DR 30 PFS-2 25V	DR 60 NFS-2 120V	DR 85 NMV-2	DR 100 PFS-2 25V
DR 30 PMV-2	DR 60 NFS-2 25V	DR 85 PFS-2 120V	DR 100 PMV-2
DR 45 NFS-2 120V	DR 60 NMV-2	DR 85 PFS-2 25V	DR 130 NFS-2 120V
DR 45 NFS-2 25V	DR 60 PFS-2 120V	DR 85 PMV-2	DR 130 NFS-2 25V
DR 45 NMV-2	DR 60 PFS-2 25V	DR 90 NFS-2 120V	DR 130 NMV-2
DR 45 PFS-2 120V	DR 60 PMV-2	DR 90 NFS-2 25V	DR 130 PFS-2 120V
DR 45 PFS-2 25V	DR 75 NFS-2 120V	DR 90 NMV-2	DR 130 PFS-2 25V
DR 45 PMV-2	DR 75 NFS-2 25V	DR 90 PFS-2 120V	DR 130 PMV-2
DR 50 NFS-2 120V	DR 75 NMV-2	DR 90 PFS-2 25V	DR 160 NFS-2 120V
DR 50 NFS-2 25V	DR 75 PFS-2 120V	DR 90 PMV-2	DR 160 NFS-2 25V
DR 50 NMV-2	DR 75 PFS-2 25V	DR 95 NFS-2 120V	DR 160 NMV-2
DR 50 PFS-2 120V	DR 75 PMV-2	DR 95 NFS-2 25V	DR 160 PFS-2 120V
DR 50 PFS-2 25V	DR 80 NFS-2 120V	DR 95 NMV-2	DR 160 PFS-2 25V
DR 50 PMV-2	DR 80 NFS-2 25V	DR 95 PFS-2 120V	DR 160 PMV-2
DR 55 NFS-2 120V	DR 80 NMV-2	DR 95 PFS-2 25V	
DR 55 NFS-2 25V	DR 80 PFS-2 120V	DR 95 PMV-2	

DR SERIES HIGH INTENSITY SPECIFIC [TBAC]

PART NO.	DESCRIPTION	QTY.
 [ACDR] DRCS	5' chain set with 4 "S" hooks. Used for hanging DR Series heaters. Bulldog coil chain, trade size #1, wire gauge 12. Preset mounting angle of 30°. One set per heater.	2 lbs.
 [ACCM] PLQ	Clearance Safety Limit Sign. 24 Ga. aluminum 10"x7". Sign is designed to be hung or adhered at clearance to combustibles limit. Repeats clearance warnings.	1 lb.
 [ACCM] FC-24	Twenty-four inch stainless steel flexible (1/2" I.D.) connector with brass fittings. Not for use with gas pressures in excess of 1/2 PSI. Both fittings are 1/2" pipe thread by 1/2" flare thread. Consult local codes for compliance.	2 lbs.
 [ACCM] FC-24PVC	FC-24 (see above) with PVC protective coating. For use in agricultural or high moisture areas.	2 lbs.
 [ACCM] FC-36	36 in. stainless steel flexible (3/4" I.D.) connector with brass fittings. Not for use with gas pressures in excess of 1/2 PSI. Both fittings are 3/4" pipe thread by 1/2" flare thread. NOTE: 1/2" x 3/4" reducer required to connect to heater (field supplied). For use with DR-130 and DR-160 models. Consult local codes for compliance.	3 lbs.
 [ACCM] 325-3	Maxitrol high pressure regulator, 2 PSI maximum inlet pressure on natural and propane gas. 12" W.C.P. outlet pressure setting, 1/2" x 1/2" NPT, 150,000 BTU/H flow capacity. CSA Design Certified and meets NFPA-54 requirements for vent limiting devices.	2 lbs.
 [ACCM] 325-5	Maxitrol regulator (see above) with 300,000 BTU/H flow capacity. 3/4" x 3/4" NPT. CSA Design Certified and meets NFPA-54 requirements for vent limiting devices.	2 lbs.
 [ACCM] 325-3 OPD	Maxitrol regulator 1/2" x 1/2" NPT with vent limiting device. 2-5 PSI maximum inlet pressure on <u>natural gas only</u> . Meets ANSI Z21.80 Standard for line regulators.	3 lbs.
 [ACCM] GC-50	Gas cock, CSA Design Certified 2 PSI maximum pressure. 1/2" x 1/2" FTP, with 1/8" NPT side pressure tap.	1 lb.
 [ACCM] 4000-01V	40 VA transformer 120-25V. Mounted on 4 x 4 base plate. Can be used for all 25V heaters or controls manufactured or provided by Detroit Radiant Products.	3 lbs.

PART NO.	DESCRIPTION	QTY.
 [ACCM] R8285B	Combination relay transformer, dual pole 15 resistive amps each pole. For controlling 120V units with 24V thermostats. 120V power in, 24V power out. U.L. Listed.	3 lbs.
 [ACCP] RK-130	Columbus Electric millivolt thermostat. 50° to 90°F range - positive off. For use with 250, 500 or 750 MV systems. One RK-130 T-Stat is included with each DR-NMV-2 or PMV-2 heater.	1 lb.
 [ACCP] TH-ET5	Columbus Electric thermostat. 35° to 75°F range. White plastic cover, 125-277 VAC, 22.0 amps. May be used to switch either 24V, 120V or 220V. Consult amp rating of unit for proper sizing.	1 lb.
 [ACCP] TH-115	Thermostat with rain tight enclosure and 45° to 100°F range. Rugged weatherproof control for use in agricultural or environments with heavy moisture atmospheres. 16.0 FLA, 25.0 amps resistive at 120V. Watertight NEMA 4X box when used with watertight connections (not included). One thermostat may control up to twenty (20) DR Series heaters.	2 lbs.
 [ACCP] PSP-722	Lux Pro millivolt or 24V programmable thermostat with backup batteries. 7-day (4-period) operation. 40°-90°F range. 2 amps at 24VAC. 3) 24V DR heaters per stat; R8285B required on 120V DR heaters. Single and two stage operation. Adj. temperature differential. Features include °C/°F display, easy programming, vacation, timers and "Energy Star" compliant.	2 lbs.
 [ACCP] TH-PSPLV	Lux Pro 120V (line voltage) programmable thermostat. No relay transformer required. 5-2 Day - (4 period) operation. 45°-90°F range. Single stage operation. 120 or 240V-16 amp @ 120V (20 heaters max.) single pull. Many features including °C/°F display, easy programming, vacation, timers, wall plate included and more.	2 lbs.
 [ACCP] TH-PSD	LuxPro 24V non-programmable thermostat. No relay transformer required. 45°-90°F range. Single stage operation. 1.5 amp @ 24V AC. 3) 24V heaters per t-stat. Features include °C/°F display and large illuminated display.	2 lbs.
 [ACCP] MTGRD	White Rodgers thermostat metal guard. Beige metal material with 2 locking keys. 3.8125"H x 6"W x 3.125"D. Mounts (vertical or horizontal) to exposed "J" box. Includes hardware.	3 lbs.
 [ACCP] F29GRD	White Rodgers thermostat guard. Clear plastic material with 2 locking keys. 5.375"H x 8.25" W x 3.5"D. Mounts (vertical or horizontal) to exposed "J" box. Includes hardware.	2 lbs.

DR SERIES HIGH INTENSITY REFLECTORS AND SCREENS [TBAC]



PART NO.	DESCRIPTION	QTY.
[ACDR] DR-#HPR	Directs rays directly downward when installed on the DR Series mounted on proper angle. Can be used for matching horizontal mounting specifications. Not for use with DR-SC.	Select quantities below

FULL PARABOLIC REFLECTOR WITH SCREEN




PART NO.	DESCRIPTION	QTY.
[ACDR] DR-#PRSC	Directs in a more focused pattern when installed on the DR Series mounted on proper angle. Outer screen protects the ceramic grids from objects striking the heater.	Select quantities below



PART NO.	DESCRIPTION	QTY.
[ACDR] DR-#PR	Directs rays in a more focused pattern when installed on the DR Series mounted on proper angle. Typically used in high mounting applications.	Select quantities below

DR HEATER SCREEN



PART NO.	DESCRIPTION	QTY.
[ACDR] DR-#SC	Screen slips on the outside of the reflectors and protects the ceramic grids. For use in facilities such as ice rinks or tennis courts, where objects or debris may damage the heater. Not for use with DR-HPR.	Select quantities below

PART NO.	DESCRIPTION	QTY. FOR EACH HEATER MODEL				
		#1 30 MBH Models	#2 45-60 MBH Models	#3 75-100 MBH Models	#4 130 MBH Models	#5 160 MBH Models
†DR-#HPR	Horizontal Parabolic Reflector, 3-piece*					
†DR-#PR	Parabolic Reflector, 4-piece					
†DR-#PRSC	Parabolic Reflector with Screen					
†DR-#SC	Heater Screen with Slip-on Frame					
†DR-#REF	Heater Reflector Assembly					

* Not for use on DR 30(S) models.

Specify MBH Models 1-5.

DR SERIES HIGH INTENSITY LIMITED WARRANTY OPTIONS AND GUIDELINES

STANDARD WARRANTY for all DR Series heaters:

- Burner(s)-5 years, Controls-1 year.

EXTENDED WARRANTY OPTIONS:

- DR-CWO: DR Series Control Extended Warranty Option (Max. 4 year extension).
QTY: _____ DR-CWO per year, per heater.
- DR-BWO: DR Series Burner Extended Warranty Option (Max. 5 year extension).
QTY: _____ DR-BWO per year, per DR-RH (Rayhead).

SHRINK WRAP:

- QTY: _____ DR-SW per heater. Minimum of six (6). Shrink wrap and skid order.

NOTE: Conversion program provisions are set forth in the 2013-14 pre-season stocking program, Exhibit D.